



Light efficiency:

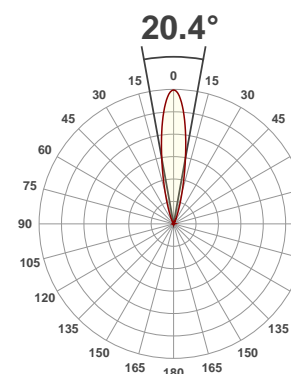
58 Lumen/Watt

Light quality:

CRI: 91.9

Color temperature:

3082 K



Product name:

DTW Saber Spot

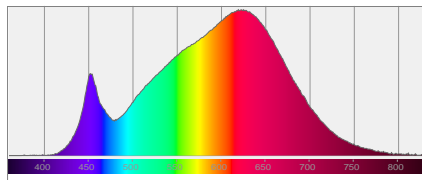
Test:

Date:

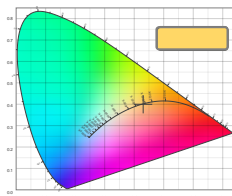
11/8/2017

Output: 1119 lm Power consumption: 19.4 W Peak: 6545 cd

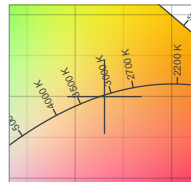
Spectral distribution



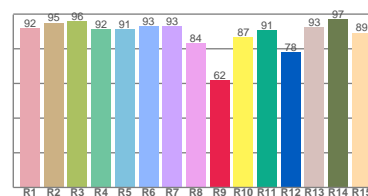
Color coordinates



Zoom color point

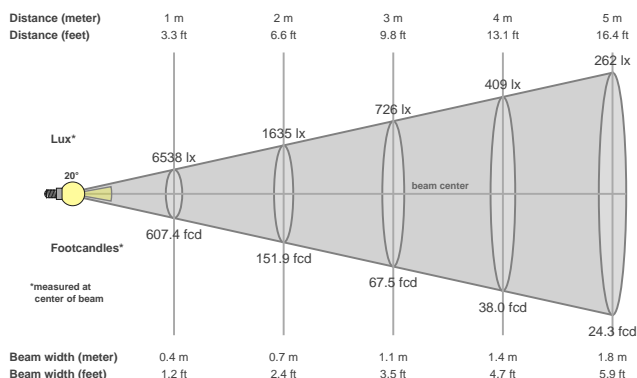


CRI R values



Color temperature	Color rendering index	Red component	Color fidelity	Color gamut	Color quality scale	Color coordinate cie 1931	Color coordinate cie 1931	Color coordinate	Color coordinate	Color divition from black body
CCT	CRI	CRI R9	TM30 Rf	TM30 Rg	CQS	x	y	u	v	Δuv
3082 K	91.9	61.8	89.9	99.8	89.8	0.430	0.400	0.248	0.346	0.0008

Beam details



Beam angels

Beam angle 50%	Field angle 10%	Cutoff angle 2,5%
20.4°	39.8°	54.2°

Beam intensities

Peak intensity	Int. ratio in 120° cone	Int. ratio in 90° cone
6545 cd	98.5%	96.6%

Power

Power	Power factor	Power frequency
19.4 W	0.6	60 Hz

Nominal voltage	Voltage	Current
230 V	115 V	0.281 A

Beam intensities from 1-20m

1m	2m	3m	4m	5m	6m	7m	8m	9m	10m	11m	12m	13m	14m	15m	16m	17m	18m	19m	20m
3.3ft	6.6ft	9.8ft	13.1ft	16.4ft	19.7ft	23ft	26.2ft	29.5ft	32.8ft	36.1ft	39.4ft	42.7ft	45.9ft	49.2ft	52.5ft	55.8ft	59.1ft	62.3ft	65.6ft
6538lx	1635lx	726lx	409lx	262lx	182lx	133lx	102lx	81lx	65lx	54lx	45lx	39lx	33lx	29lx	26lx	23lx	20lx	18lx	16lx
607.4fcd	151.9fcd	67.5fcd	38fcd	24.3fcd	16.9fcd	12.4fcd	9.5fcd	7.5fcd	6.1fcd	5fcd	4.2fcd	3.6fcd	3.1fcd	2.7fcd	2.4fcd	2.1fcd	1.9fcd	1.7fcd	1.5fcd